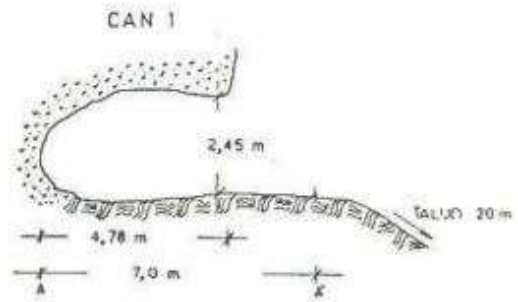
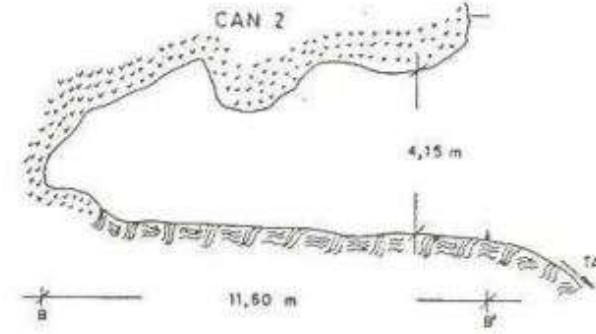


LAMINA 2

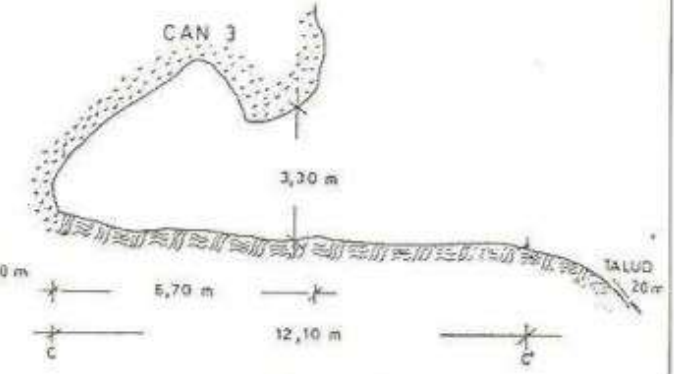
PERFIL



CORTE A-A'

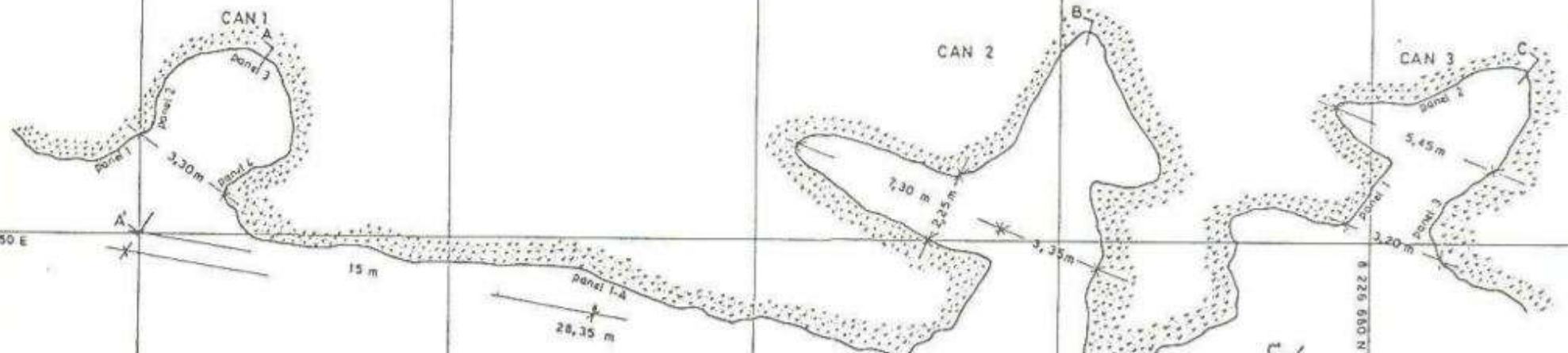


CORTE B-B'



CORTE C-C'

PLANTA



LEYENDA

- TOBA CONSOLIDADA
- SUELO

SITIOS PRECERAMICOS DEL COMPLEJO ARQUEOLOGICO CUTIMBO - MALLKUAMAYA	
SECTOR : CUTIMBO GRANDE	SITIO : CANTERIA
CODIGO : CAN	ESCALA : 1/100
INVESTIGADOR : JOSE RUSTINZA CH.	
RELEVAMIENTO Y DIBUJO : VLADIMIR B.V.	
LUGAR : PUNO - PERU	